

WEB TECHNOLOGIES LAB

OBJECTIVES:

- To acquire knowledge of XHTML, Java Script and XML to develop web applications
- Ability to develop dynamic web content using Java Servlets and JSP
- To understand JDBC connections and Java Mail API
- To understand the design and development process of a complete web application

1. Design the following static web pages required for an online book store web site.

1) HOME PAGE:

The static home page must contain three **frames**.

Top frame: Logo and the college name and links to Home page, Login page, Registration page, Catalogue page and Cart page (the description of these pages will be given below).

Left frame: At least four links for navigation, which will display the catalogue of respective links.

For e.g.: When you click the link “MCA” the catalogue for MCA Books should be displayed in the Right frame.

Right frame: The *pages to the links in the left frame must be loaded here*. Initially this page contains description of the web site.

Logo	Web Site Name			
Home	Login	Registration	Catalogue	Cart
mca mba BCA	Description of the Web Site			

2) LOGIN PAGE





Logo	Web Site Name		
Home	Login	Registration	Catalogue
MCA MBA BCA	<p>Login : <input type="text" value="11a51f0003"/></p> <p>Password: <input type="password" value="*****"/></p> <p><input type="button" value="Submit"/> <input type="button" value="Reset"/></p>		

3) CATALOGUE PAGE:

The catalogue page should contain the details of all the books available in the web site in a table.

The details should contain the following:

1. Snap shot of Cover Page.
2. Author Name.
3. Publisher.
4. Price.
5. Add to cart button.

Logo	Web Site Name		
Home	Login	Registration	Catalogue
MCA MBA BCA	   	<p>Book : XML Bible Author : Winston Publication : Wiley</p> <p>Book : AI Author : S.Russel Publication : Princeton hall</p> <p>Book : Java 2 Author : Watson Publication : BPB publications</p> <p>Book : HTML in 24 hours Author : Sam Peter Publication : Sam</p>	<p>\$ 40.5</p> <p>\$ 63</p> <p>\$ 35.5</p> <p>\$ 50</p> <p><input type="button" value="Add to cart"/></p> <p><input type="button" value="Add to cart"/></p> <p><input type="button" value="Add to cart"/></p> <p><input type="button" value="Add to cart"/></p>

4. REGISTRATION PAGE:

Create a “*registration form*” with the following fields

- 1) Name (Text field)
- 2) Password (password field)
- 3) E-mail id (text field)
- 4) Phone number (text field)
- 5) Sex (radio button)
- 6) Date of birth (3 select boxes)
- 7) Languages known (check boxes – English, Telugu, Hindi, Tamil)
- 8) Address (text area)

5. DESIGN A WEB PAGE USING CSS (Cascading Style Sheets) which includes the following:

- 1) Use different font, styles:

In the style definition you define how each selector should work (font, color etc.).

Then, in the body of your pages, you refer to these selectors to activate the styles

6. WRITE AN XML file which will display the Book information which includes the following:

- 1) Title of the book
- 2) Author Name
- 3) ISBN number
- 4) Publisher name
- 5) Edition
- 6) Price

Write a Document Type Definition (DTD) to validate the above XML file.

7. Write Ruby program reads a number and calculates the factorial value of it and prints the Same.
8. Write a Ruby program which counts number of lines in a text files using its regular Expressions facility.
9. Write a Ruby program that uses iterator to find out the length of a string.
10. Write simple Ruby programs that uses arrays in Ruby.
11. Write programs which uses associative arrays concept of Ruby.
12. Write Ruby program which uses Math module to find area of a triangle.
13. Write Ruby program which uses tk module to display a window
14. Define complex class in Ruby and do write methods to carry operations on complex objects.
15. Write a program which illustrates the use of associative arrays in perl.
16. Write perl program takes set names along the command line and prints whether they are regular files or special files

17. Write a perl program to implement UNIX 'passed' program
18. An example perl program to connect to a MySQL database table and executing simple commands.
19. Example PHP program for contact page.
20. User Authentication:

Assume four users user1, user2, user3 and user4 having the passwords pwd1, pwd2, pwd3 and pwd4 respectively. Write a PHP for doing the following.

 1. Create a Cookie and add these four user id's and passwords to this Cookie.
 2. Read the user id and passwords entered in the Login form (week1) and authenticate with the values (user id and passwords) available in the cookies.

If he is a valid user (i.e., user-name and password match) you should welcome him by name (user-name) else you should display "You are not an authenticated user".

Use init-parameters to do this.
21. Example PHP program for registering users of a website and login.
22. Install a database (Mysql or Oracle).

Create a table which should contain at least the following fields: name, password, email-id, phone number (these should hold the data from the registration form).

Write a PHP program to connect to that database and extract data from the tables and display them. Experiment with various SQL queries.

Insert the details of the users who register with the web site, whenever a new user clicks the submit button in the registration page (week2).
23. Write a PHP which does the following job:

Insert the details of the 3 or 4 users who register with the web site (week9) by using registration form. Authenticate the user when he submits the login form using the user name and password from the database (similar to week8 instead of cookies).
24. Create tables in the database which contain the details of items (books in our case like Book name, Price, Quantity, Amount) of each category. Modify your catalogue page (week 2) in such a way that you should connect to the database and extract data from the tables and display them in the catalogue page using PHP
25. **HTTP** is a stateless protocol. Session is required to maintain the state.

The user may add some items to cart from the catalog page. He can check the cart page for the selected items. He may visit the catalogue again and select some more items. Here our interest is the selected items should be added to the old cart rather than a new cart. Multiple users can do the same thing at a time (i.e., from different systems in the LAN using the ip-address instead of local host). This can be achieved through the use of sessions. Every user will have his own session which will be created after his successful login to the website. When the user logs out his session should get invalidated (by using the method session.invalidate()).

Modify your catalogue and cart PHP pages to achieve the above mentioned functionality using sessions.

OUTCOMES:

- Students will be able to develop static web sites using XHTML and Java Scripts
- To implement XML and XSLT for web applications
- Develop Dynamic web content using Java Servlets and JSP
- To develop JDBC connections and implement a complete Dynamic web Application